



**P6828**  
**6-Volt 4 Amp/Hr Battery**



**P6829**  
**6-Volt Charger**

Each sold separately and subject to availability.

# **IMPORTANT SAFETY INSTRUCTIONS - SAVE THESE INSTRUCTIONS.**

For use with a Power Wheels® toddler vehicle that requires a 6-Volt 4 Amp/Hr lead acid battery.

## Important Information

### **DANGER**

To reduce the risk of fire or electric shock, carefully follow these instructions.

To prevent electric shock, do not immerse in water; wipe clean with a damp cloth.

### **WARNING**

Use of the wrong type battery or charger could cause a fire/explosion resulting in serious injury.

## Important Information



# CAUTION

Use the charger in dry locations only.

- Please read this booklet before first-time use. Keep these instructions for future reference, as they contain important information.
- This product is not intended for children; it is for adult use only.
- The charger is not a toy.
- **Your new battery must be charged for at least 18 hours before you use it in your vehicle for the first time. Do not charge the battery longer than 30 hours.** Overcharging or under-charging the battery may shorten battery life and decrease vehicle running time.
- After the first charge, recharge the battery for at least 14 hours after each use. Charge the battery after each use, regardless of how long the vehicle was used.
- Before charging the battery, examine the battery case for cracks and other damage which may cause sulfuric acid (electrolyte) to leak during the charging process. If damage is detected, do not charge the battery or use it in your vehicle. Battery acid is very corrosive and can cause severe damage to the surfaces it contacts.

## Customer Service

If you have any questions about this product, please call our toll-free service lines at **1-800-348-0751**. You can also visit us online at **www.powerwheels.com**.

For your convenience, Power Wheels® maintains an **independently owned and operated** Authorized Service Center Network with more than 300 authorized service centers nationwide. The authorized service centers will repair or replace parts under warranty at no extra charge, and can perform non-warranty repairs for a minimal charge. To find the authorized service center nearest to you, visit us online at **www.powerwheels.com** or call **1-800-348-0751**.

Fisher Price, Inc., a subsidiary of Mattel, Inc.,  
East Aurora, NY 14052 U.S.A. ©2011 Mattel, Inc. All Rights Reserved.  
® and ™ designate U.S. trademarks of Mattel, Inc.

## Important Information

- Do not charge the battery on a surface (such as a kitchen counter top) which could be damaged by the acid contained inside the battery. Take precautions to protect the surface on which you charge the battery.
- Do not short circuit the battery.
- The battery must be upright while charging.
- Charge the battery in a well ventilated area.
- **Adults Note:** Regularly examine the charger for damage to the cord, plug, housing or other parts that may result in the risk of fire, electric shock or injury. In the event of any damage, do not use the charger until the damage has been properly repaired. Please call **1-800-348-0751**.
- Disconnect the charger before cleaning.
- Charger specifications are as follows:
  - Input** 120VAC 60Hz
  - Output** 300-400 mA

## Important Information



# WARNING

### **ELECTRICAL HAZARD**

#### **• PREVENT FIRE**

- Use of the wrong type battery or charger could cause a fire or explosion resulting in serious injury.
- Use of Power Wheels® components in products other than Power Wheels® vehicles could cause overheating, fire or explosion.
- The battery must be handled by adults only. The battery is heavy and contains sulfuric acid (electrolyte). Dropping the battery could result in serious injury.

## Important Information

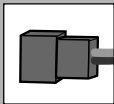


# WARNING

### **ELECTRICAL HAZARD**

- Never allow children to charge the battery. Battery charging must be done by adults only. A child could be injured by the electricity involved in charging the battery.
- Read the safety instructions on the battery.
- Examine the battery, charger and their connectors for excessive wear or damage each time you charge the battery. If damage or excessive wear is detected, do not use the charger or the battery until you have replaced the worn or damaged part.

# Important Information



## IMPORTANT!

This battery and charger are for use with Power Wheels® 6-Volt (Toddler) vehicle. If the motor harness connector on your vehicle does not look like the one pictured here, do not use this battery or charger. Call Power Wheels® Consumer Relations at 1-800-348-0751 for information.

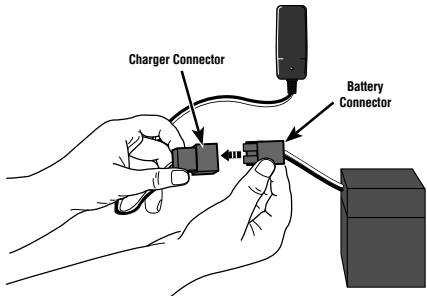
- Only use the battery and charger recommended for your vehicle's power system. Refer to the Owner's Manual that came with your vehicle to determine the type of battery and charger you should use, or call Power Wheels® Consumer Relations toll-free at **1-800-348-0751**.



## Charging the Battery

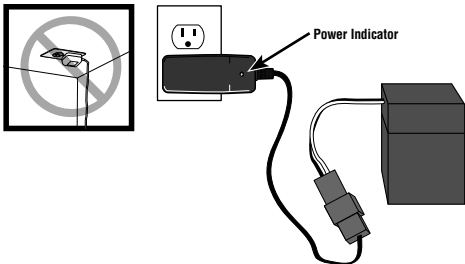
- Your Power Wheels® 6 volt battery is equipped with a built-in thermal fuse. The thermal fuse is a self-resetting safety device which automatically “trips” and shuts down operation of the vehicle if the vehicle is overloaded or the driving conditions too severe. Once a fuse has “tripped”, remove your foot from the pedal (or release the button on the handlebar or steering wheel) and wait approximately 25 seconds before operating the vehicle again. To avoid repeated automatic shut-downs, do not overload the vehicle by exceeding the 40 lbs (18 kg) maximum weight capacity or by towing anything behind the vehicle. Avoid severe driving conditions, such as driving up slopes or running into fixed objects, which can cause the wheels to stop spinning while power is still being supplied to the motors.
- If a thermal fuse in a battery continually trips under normal driving conditions, please contact your local Power Wheels® Authorized Service Center. For the location of the Authorized Service Center nearest to you, visit us online at [www.powerwheels.com](http://www.powerwheels.com) or call **1-800-348-0751**.

# Charging the Battery



- Plug the battery connector into the charger connector.

## Charging the Battery



- Plug the charger into a standard wall outlet.

**Note:** Use the charger only in a wall outlet. Do not plug the charger into a ceiling outlet. If power flow to the wall outlet is controlled by a switch, make sure the switch is ON. The power indicator on the charger does not indicate the charge status of your battery. The power indicator allows you to see that there is power from the wall outlet.

- **Before first time use, charge the battery for at least 18 hours.** Never charge the battery longer than 30 hours.
- Recharge the battery after each use of your vehicle for at least 14 hours. Do not charge the battery longer than 30 hours.
- Once the battery is charged, disconnect the charger connector from the battery connector. Unplug the charger from the wall outlet. The battery is now ready to be installed in your vehicle. Please refer to the original vehicle's Owner's Manual for instructions to install the battery in your vehicle.

# Care

**If a battery leak develops**, avoid contact with the leaking acid and place the damaged battery in a plastic bag. See information below for proper disposal.

**If acid comes in contact with skin or eyes**, flush with cool water for at least 15 minutes and call a physician.

**If acid is internally ingested**, give water, milk of magnesia or egg whites immediately. Never give emetics or induce vomiting. Call a physician.

- Do not allow the battery to run down completely before charging.
- Charge the battery before storing the vehicle.
- Charge the battery at least once per month, even if the vehicle has not been used.
- Leaving the battery in a discharged condition will ruin it.
- Always remove an exhausted battery from the vehicle. Battery leakage and corrosion can damage the vehicle.
- Do not store the battery on a surface (such as kitchen countertops) which could be damaged by the acid contained inside the battery. Take precautions to protect the surface on which you store the battery.
- Do not store the battery in temperatures above 75° F or below -10° F.
- Examine the battery, charger and their connectors for excessive wear or damage each time you charge the battery. If damage is detected, do not use the charger or the battery until you have replaced the worn or damaged part.

# Battery Disposal



- Your Power Wheels® battery is a non-spillable sealed lead-acid battery. It must be recycled or disposed of in an environmentally sound manner.
- Do not dispose of a lead-acid battery in a fire. The battery may explode or leak.
- Do not dispose of a lead-acid battery in your regular, household trash. The incineration, landfilling or mixing of sealed lead-acid batteries with household trash is prohibited by law in most areas.
- Protect the environment by not disposing of this product with household waste (2002/96/EC). Check your local authority for recycling advice and facilities (Europe only).
- Return an exhausted battery to a federal or state approved lead-acid battery recycler, such as a Power Wheels® authorized service center or a local seller of automotive batteries. For the authorized service center location nearest to you, please visit us online at **[www.powerwheels.com](http://www.powerwheels.com)** or call **1-800-348-0751**. Contact your local waste management officials for other information regarding the environmentally sound collection, recycling and disposal of lead-acid batteries. If you live in the State of Florida or the State of Minnesota, it is prohibited by law for anyone to throw away lead-acid batteries in the municipal waste stream.

# FCC Statement

## (United States Only)

This equipment has been tested and found to comply with the limits for a Class B digital device, pursuant to Part 15 of the FCC Rules. These limits are designed to provide reasonable protection against harmful interference in a residential installation. This equipment generates, uses and can radiate radio frequency energy and, if not installed and used in accordance with the instructions, may cause harmful interference to radio communications. However, there is no guarantee that interference will not occur in a particular installation. If this equipment does cause harmful interference to radio or television reception, which can be determined by turning the equipment off and on, the user is encouraged to try to correct the interference by one or more of the following measures:

- Reorient or relocate the receiving antenna.
- Increase the separation between the equipment and receiver.
- Connect the equipment into an outlet on a circuit different from that to which the receiver is connected.
- Consult the dealer or an experienced radio/TV technician for help.

Note: Changes or modifications not expressly approved by the manufacturer responsible for compliance could void the user's authority to operate the equipment.

This device complies with Part 15 of the FCC Rules. Operation is subject to the following two conditions: (1) this device may not cause harmful interference and (2) this device must accept any interference received, including interference that may cause undesired operation.

## **ICES-003**

This Class B digital apparatus complies with Canadian ICES-003. Operation is subject to the following two conditions: (1) this device may not cause harmful interference and (2) this device must accept any interference received, including interference that may cause undesired operation.

## **NMB-003**

Cet appareil numérique de la classe B est conforme à la norme NMB-003 du Canada. L'utilisation de ce dispositif est autorisée seulement aux conditions suivantes : (1) il ne doit pas produire de brouillage et (2) l'utilisateur du dispositif doit être prêt à accepter tout brouillage radioélectrique reçu, même si ce brouillage est susceptible de compromettre le fonctionnement du dispositif.

## 6 Month Limited Warranty 6-Volt Battery

For the original purchaser, this six month limited warranty covers the Power Wheels® 6-Volt Battery (purchased from Power Wheels®) against defects in materials and workmanship.

This warranty covers normal use and does not cover the Power Wheels® battery if damaged by unreasonable use, neglect, accident, abuse, misuse, improper service or other causes not arising out of defects in materials or workmanship. Evidence of any attempt at consumer repair will void this warranty.

THIS WARRANTY DOES NOT COVER, AND IS INTENDED TO EXCLUDE, ANY LIABILITY ON THE PART OF POWER WHEELS®, WHETHER UNDER THIS WARRANTY OR IMPLIED BY LAW FOR ANY INDIRECT OR CONSEQUENTIAL DAMAGES FOR BREACH OF WARRANTY. SOME STATES DO NOT ALLOW THE EXCLUSION OR LIMITATION SO THIS LIMITATION MAY NOT APPLY TO YOU.

Should you need service or assistance during the warranty period, do not return the vehicle to the store. Power Wheels® has provided a nationwide network of authorized service centers. If there is not an authorized service center in your area, please visit us online at **[www.powerwheels.com](http://www.powerwheels.com)** or call Consumer Relations for information, **1-800-348-0751**.

This warranty gives you specific legal rights and you may also have other rights which may vary from state to state.

**Please save your original sales receipt.**